NOTES

1. THIS DRAWING IS TO BE READ IN CONJUNCTION WITH ALL ENGINEERS & ARCHITECT'S DRAWINGS.FIGURED DIMENSIONS ONLY (NOT SCALING) TO BE USED. WHERE A CONFLICT OF INFORMATION EXISTS OR IF IN ANY DOUBT - 'ASK'.
2. CONSULTANTS TO BE INFORMED IMMEDIATELY OF ANY DISCREPANCIES BEFORE WORK PROCEEDS.

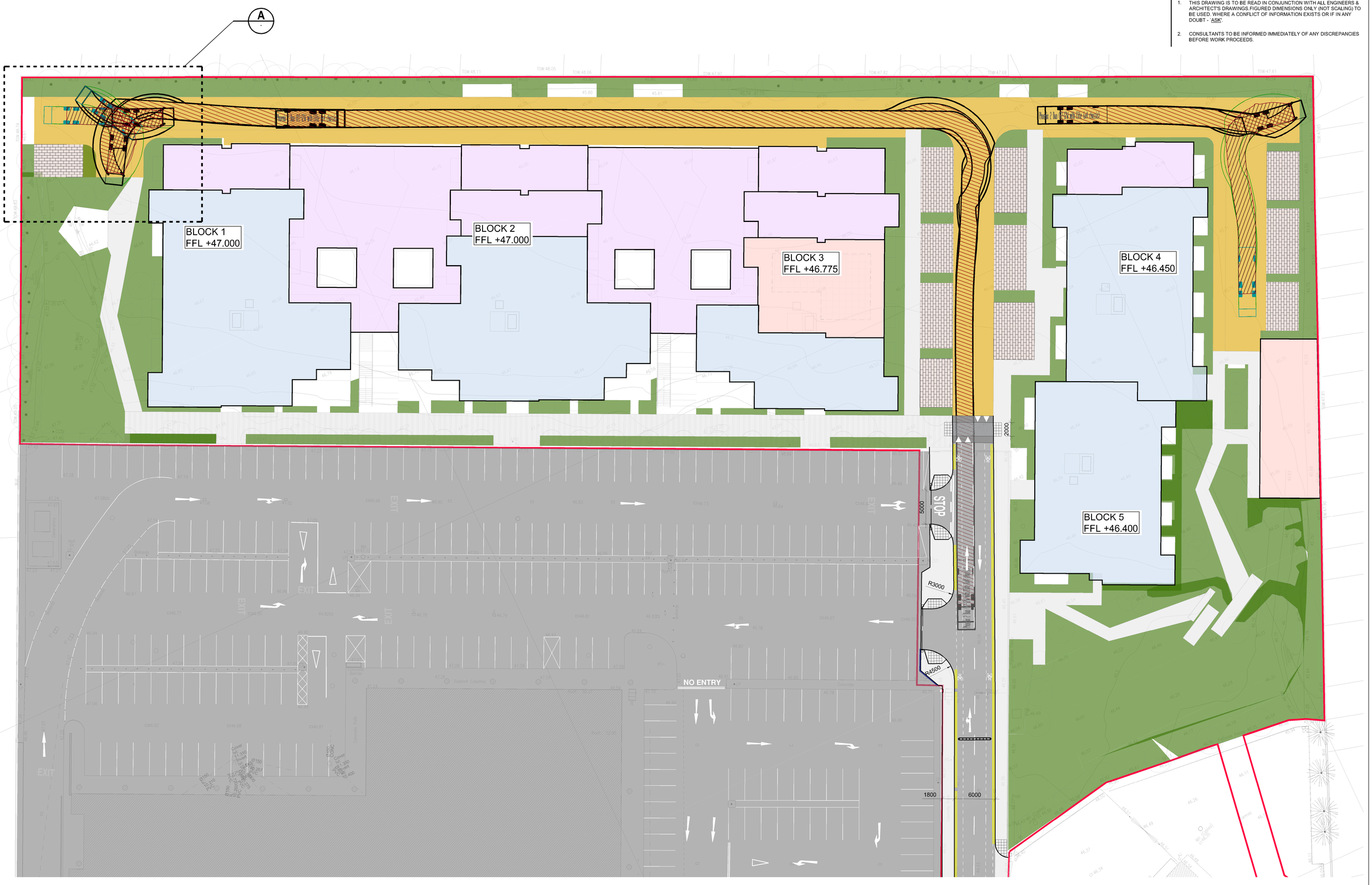

REFUSE BIN TRUCK AUTOTURN ANALYSIS

SCALE @ A0: 1:250
SCALE @ A2: 1:500

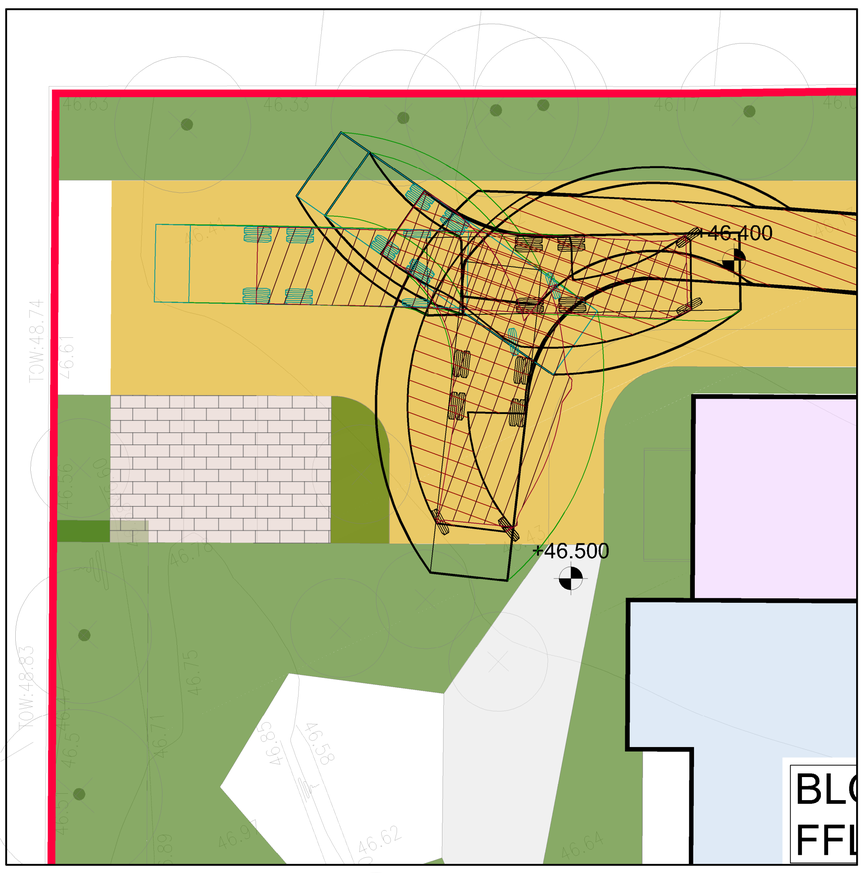

A DETAIL
SCALE @ A0: 1:100
SCALE @ A2: 1:200

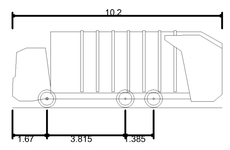

Phoenix 2 Duo (P2-12W with Elite 6x4 chassis)

Overall Length	10.200m
Overall Width	2.530m
Overall Body Height	3.751m
Min Body Ground Clearance	0.304m
Track Width	2.500m
Lock-to-lock time	4.00s
Curb to Curb Turning Radius	7.800m

REFUSE TRUCK

ISSUE	DATE	DESCRIPTION	BY
PL4	25.02.22	ISSUED FOR PLANNING	MR
PL3	04.02.22	ISSUED FOR PLANNING	MR
PL2	13.10.21	ISSUED FOR PLANNING	MR
PL1	08.10.21	ISSUED FOR PLANNING	MR
P3	16.09.21	ISSUED FOR COMMENT	MR
P2	27.08.21	ISSUED FOR COMMENT	MR
P1	30.06.21	IW PCE ISSUED	SM

Project Engineer: MH
Project Director: CK

BM STAGE
PLANNING

BM BARRETT MAHONY
Dublin Office:
Sandwith House, 52-54 Lower Sandwith Street, Dublin 2, Ireland.
Tel: (01) 677 3200 Fax: (01) 677 3164
London Office:
12 Mill Street, London SE1 2AY, United Kingdom
Tel: (0044) 20 3750 3530
Consulting Engineers, Civil , Structural , Project Management.E-mail: bmce@bmce.ie Web: www.bmce.ie

The Institution of Structural Engineers
ACEI
International Federation of Consulting Engineers

CLIENT
1 TERENURE LAND LTD.

PROJECT TITLE
CARLISLE SITE KIMMAGE, RESIDENTIAL DEVELOPMENT

BM PROJECT No.
21.221

MODEL | REFERENCE | SUITABILITY | REVISION

DRAWING TITLE
REFUSE BIN TRUCK AUTOTURN ANALYSIS

DWG | DRAWING REFERENCE **CST-BMD-00-ZZ-DR-C-1082** | STATUS **PL** | REVISION **4**